


# Precision 7680

## Setup and Specifications

# Views of Precision 7680

## Right



### 1. SD-card slot

Reads from and writes to the SD card. The computer supports the following card types:

- Secure Digital (SD)
- Secure Digital High Capacity (SDHC)
- Secure Digital Extended Capacity (SDXC)

### 2. Universal audio jack

Connect headphones or a headset (headphone and microphone combo).

### 3. USB 3.2 Gen 2 Type-C port with DisplayPort alt mode

Connect devices such as external storage devices, printers, and external displays. Provides data transfer rate of up to 10 Gbps.

Supports DisplayPort 1.4 and also enables you to connect an external display using a display adapter.

**NOTE:** A USB Type-C to DisplayPort adapter (sold separately) is required to connect a DisplayPort device.

### 4. USB 3.2 Gen 1 port with PowerShare

Connect devices such as external storage devices and printers.

Provides data transfer speeds up to 5 Gbps. PowerShare enables you to charge your USB devices even when your computer is turned off.

**NOTE:** If your computer is turned off or in hibernate state, you must connect the power adapter to charge your devices using the PowerShare port. You must enable this feature in the BIOS setup program.

**NOTE:** Certain USB devices may not charge when the computer is turned off or in sleep state. In such cases, turn on the computer to charge the device.

### 5. Security-cable slot (wedge-shaped)

Connect a security cable to prevent unauthorized movement of your computer.

# Left



## 1. Power-adapter port - 7.4 mm

Connect a power adapter to provide power to your computer and charge the battery.

## 2. Network port

Connect an Ethernet (RJ45) cable from a router or a broadband modem for network or Internet access, with a transfer rate of 10/100/1000 Mbps.

## 3. HDMI 2.0a port (integrated graphics)/HDMI 2.1 port (discrete graphics)

Connect to a TV, external display or another HDMI-in enabled device. Provides video and audio output.

## 4. USB 3.2 Gen 1 port

Connect devices such as external storage devices and printers. Provides data transfer speeds up to 5 Gbps.

## 5. Thunderbolt 4 ports with USB Type-C

Supports USB4, DisplayPort 1.4, Thunderbolt 4 and also enables you to connect to an external display using a display adapter. Provides data transfer rates of up to 40 Gbps for USB4 and Thunderbolt 4.

**NOTE:** You can connect a Dell Docking Station to the Thunderbolt 4 ports. For more information, search in the Knowledge Base Resource at [www.dell.com/support](http://www.dell.com/support).

**NOTE:** A USB Type-C to DisplayPort adapter (sold separately) is required to connect a DisplayPort device.

**NOTE:** USB4 is backward compatible with USB 3.2, USB 2.0, and Thunderbolt 3.

**NOTE:** Thunderbolt 4 supports two 4K displays or one 8K display.

## 6. Smart card reader

# Top



## 1. Camera-cover latch

The latch covers your computer camera lens. Slide the latch to the right-side of your computer to cover the camera lens.

## 2. Power button with optional finger print reader

Press to turn on the computer if it is turned off, in sleep state, or in hibernate state.

Press to put the computer in sleep state if it is turned on.

Press and hold for four seconds to force shut-down the computer.

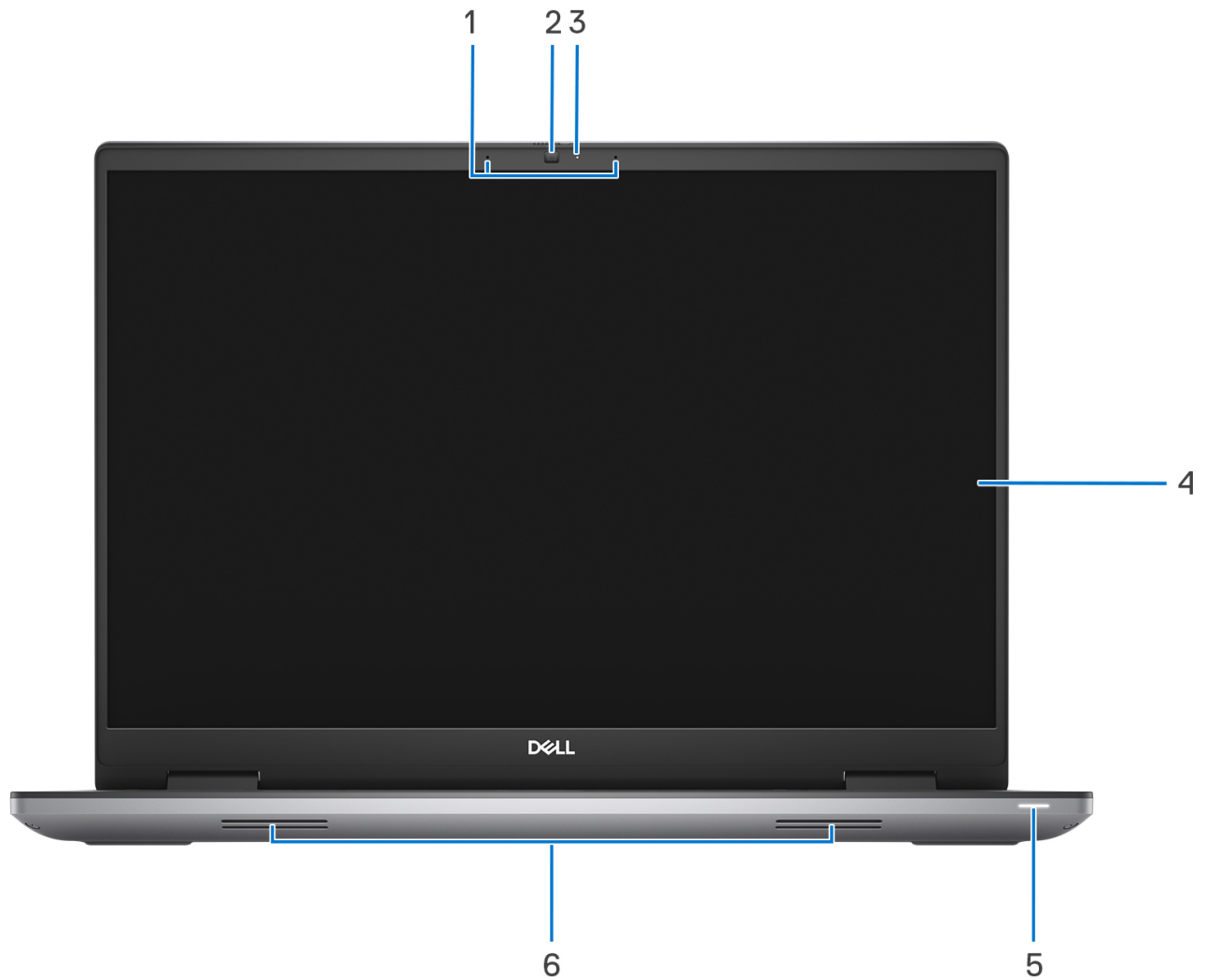
Press and hold for 25 seconds to force Real Time Clock (RTC) battery reset.

## 3. Keyboard

## 4. Precision touchpad

Move your finger on the touchpad to move the mouse pointer. Tap to left-click and two fingers tap to right-click.

# Display



## 1. Microphones

Provides digital sound input for audio recording, voice calls, and so on.

## 2. RGB-infrared camera

This combined camera supports both infrared Windows Hello facial recognition and standard RGB imaging for photos and videos.

## 3. Camera-status light

Turns on when the camera is in use.

## 4. LCD panel

Provides visual output to the user.

## 5. Power-status light/Diagnostic-status light


Indicates the power state of the computer.

White light—Power adapter is connected and the battery is charging.

## 6. Speakers

Provide audio output.

# Bottom



- 1. **Solid-state drive door**
- 2. **Air vents**

Air is blown out by the internal fans through the air vents.

**NOTE:** To prevent the computer from overheating, ensure that the air vents are not blocked when the computer is running.

- 3. **Service Tag and regulatory labels**

The Service Tag is a unique alphanumeric identifier that enables Dell service technicians to identify the hardware components in your computer and access warranty information. The regulatory label contains regulatory information of your computer.

## Service Tag

The service tag is a unique alphanumeric identifier that allows Dell service technicians to identify the hardware components in your computer and access warranty information.



## Battery charge and status light

The following table lists the battery charge and status light behavior of your Precision 7680.

**Table 2. Battery charge and status light behavior**

Power Source	LED Behavior	System Power State	Battery Charge Level
AC Adapter	Off	S0 - S5	Fully Charged
AC Adapter	Solid White	S0 - S5	< Fully Charged
Battery	Off	S4 - S5	11-100%
Battery	Solid Amber (590+/-3 nm)	S0 - S5	< 10%


- S0 (ON) - System is turned on.
- S4 (Hibernate) - The system consumes the least power compared to all other sleep states. The system is almost at an OFF state, expect for a trickle power. The context data is written to hard drive.
- S5 (OFF) - The system is in a shutdown state.

# Specifications of Precision 7680

## Dimensions and weight

The following table lists the height, width, depth, and weight of your Precision 7680.

**Table 3. Dimensions and weight**

Description	Values
Height:	
Front height	0.88 in. (22.30 mm)
Rear height	0.92 in. (23.20 mm)
Width	14.02 in. (356.00 mm)
Depth	10.18 in. (258.34 mm)
Weight  <b>NOTE:</b> The weight of your computer depends on the configuration ordered and manufacturing variability.	5.75 lb (2.60 kg)

## Processor

The following table lists the details of the processors supported by your Precision 7680.

**Table 4. Processor**

Description	Option one	Option two	Option three
Processor type	13 <sup>th</sup> Generation Intel Core i5-13600HX	13 <sup>th</sup> Generation Intel Core i7-13850HX	13 <sup>th</sup> Generation Intel Core i9-13950HX
Processor wattage	55 W	55 W	55 W
Processor core count	14 cores (6 P cores and 8 E cores)	20 cores (8 P cores and 12 E cores)	24 cores (8 P cores and 16 E cores)
Processor thread count	20	28	32
Processor speed	P cores 2.60 GHz to 4.80 GHz, E cores 1.90 GHz to 3.60 GHz	P cores 2.20 GHz to 5.30 GHz, E cores 1.50 GHz to 3.80 GHz	P cores 2.20 GHz to 5.50 GHz, E cores 1.60 GHz to 4.00 GHz
Processor cache	24 MB	30 MB	36 MB
Integrated graphics	Intel UHD Graphics	Intel UHD Graphics	Intel UHD Graphics



# Chipset

The following table lists the details of the chipset supported by your Precision 7680.

**Table 5. Chipset**

Description	Values
Chipset	Intel PCH-LP
Processor	Intel 13 <sup>th</sup> Generation Intel Core i5/i7/i9
DRAM bus width	64-bit
Flash EPROM	64 MB
PCIe bus	Up to Gen4

# Operating system

Your Precision 7680 supports the following operating systems:

- Windows 11 Pro, 64-bit with DGR
- Windows 11 Pro National Education, 64-bit
- Windows 11 Home, 64-bit
- Windows 10 Home, 64-bit (factory installed downgrade with a Windows 11 Professional License)
- Windows 10 Pro, 64-bit (factory installed downgrade with a Windows 11 Professional License)
- Windows 10 Enterprise, 64-bit (factory installed downgrade with a Windows 11 Professional License)
- Windows 10 Pro Education, 64-bit (factory installed downgrade with a Windows 11 Professional License)
- Windows 10 Pro China, 64-bit (factory installed downgrade with a Windows 11 Professional License)
- RedHat Enterprise Linux 9.2
- Ubuntu 22.04 LTS, 64-bit

# Memory

The following table lists the memory specifications of your Precision 7680.

**Table 6. Memory specifications**

Description	Values
Memory slots	<ul style="list-style-type: none"><li>• CAMM interface</li><li>• SODIMM</li></ul> <p><b>NOTE:</b> The SODIMM slots are not on the system board. They are on a SODIMM interface board. This is an optional item and not a standard feature of the system board.</p>
Memory type	DDR5
Memory speed	<ul style="list-style-type: none"><li>• 3600 MHz</li><li>• 4800 MHz</li><li>• 5200/5600 MHz</li></ul>
Maximum memory configuration	<ul style="list-style-type: none"><li>• 128 GB - CAMM module</li><li>• 64 GB - SODIMM</li></ul>
Minimum memory configuration	<ul style="list-style-type: none"><li>• 16 GB - CAMM module</li></ul>

**Table 6. Memory specifications (continued)**

Description	Values
	<ul style="list-style-type: none"> <li>● 8 GB - SODIMM</li> </ul>
Memory size per slot	8 GB, 16 GB, 32 GB, 64 GB, 128 GB
Memory configurations supported	<ul style="list-style-type: none"> <li>● 16 GB, 1 x 16 GB, DDR5, 4800 MHz, non-ECC, CAMM module</li> <li>● 32 GB, 1 x 32 GB, DDR5, 4800 MHz for 13<sup>th</sup> Generation Intel Core i5 processors, 5600 MHz for 13<sup>th</sup> Generation Intel Core i7/i9 processors, non-ECC, CAMM module</li> <li>● 64 GB, 1 x 64 GB, DDR5, 4800 MHz for 13<sup>th</sup> Generation Intel Core i5 processors, 5200 MHz for 13<sup>th</sup> Generation Intel Core i7/i9 processors, non-ECC, CAMM module</li> <li>● 128 GB, 1 x 128 GB, DDR5, 3600 MHz, non-ECC, CAMM module</li> <li>● 8 GB, 1 x 8 GB, DDR5, 4800 MHz for 13<sup>th</sup> Generation Intel Core i5 processors, 5600 MHz for 13<sup>th</sup> Generation Intel Core i7/i9 processors, non-ECC, SODIMM</li> <li>● 16 GB, 1 x 16 GB, DDR5, 4800 MHz for 13<sup>th</sup> Generation Intel Core i5 processors, 5600 MHz for 13<sup>th</sup> Generation Intel Core i7/i9 processors, non-ECC, SODIMM</li> <li>● 32 GB, 2 x 16 GB, DDR5, 4800 MHz for 13<sup>th</sup> Generation Intel Core i5 processors, 5600 MHz for 13<sup>th</sup> Generation Intel Core i7/i9 processors, non-ECC, SODIMM, dual-channel</li> <li>● 64 GB, 2 x 32 GB, DDR5, 4800 MHz for 13<sup>th</sup> Generation Intel Core i5 processors, 5200 MHz for 13<sup>th</sup> Generation Intel Core i7/i9 processors, non-ECC, SODIMM, dual-channel</li> <li>● 16 GB, 1 x 16 GB, DDR5, 4800 MHz for 13<sup>th</sup> Generation Intel Core i5 processors, 5600 MHz for 13<sup>th</sup> Generation Intel Core i7/i9 processors, ECC, SODIMM</li> <li>● 32 GB, 1 x 32 GB, DDR5, 4800 MHz for 13<sup>th</sup> Generation Intel Core i5 processors, 5200 MHz for 13<sup>th</sup> Generation Intel Core i7/i9 processors, ECC, SODIMM</li> <li>● 64 GB, 2 x 32 GB, DDR5, 4800 MHz for 13<sup>th</sup> Generation Intel Core i5 processors, 5200 MHz for 13<sup>th</sup> Generation Intel Core i7/i9 processors, ECC, SODIMM, dual-channel</li> </ul>

## External ports

The following table lists the external ports of your Precision 7680.

**Table 7. External ports**

Description	Values
Network port	One RJ45 Ethernet port
USB ports	<ul style="list-style-type: none"> <li>● Two Thunderbolt 4 ports (USB Type-C)</li> <li>● One USB 3.2 Gen 2 Type-C port with DisplayPort alt mode</li> <li>● One USB 3.2 Gen 1 port with PowerShare</li> <li>● One USB 3.2 Gen 1 port</li> </ul>
Audio port	One universal audio jack
Video port	<ul style="list-style-type: none"> <li>● Two Thunderbolt 4 ports (USB Type-C)</li> </ul>

**Table 7. External ports (continued)**

Description	Values
	<ul style="list-style-type: none"> <li>One HDMI 2.0a port (UMA)</li> <li>One HDMI 2.1 port (DGPU)</li> </ul>
Media-card reader	One SD-card slot
Power-adaptor port	<ul style="list-style-type: none"> <li>180 W AC adapter, 7.40 mm barrel</li> <li>240 W AC adapter, 7.40 mm barrel</li> </ul>
Security-cable slot	One wedge-shaped security slot

## Internal slots

The following table lists the internal slots of your Precision 7680.

**Table 8. Internal slots**

Description	Values
M.2	<ul style="list-style-type: none"> <li>One WWAN</li> <li>Three M.2 solid state drive</li> </ul> <p><b>NOTE:</b> To learn more about the features of different types of M.2 cards, search in the Knowledge Base Resource at <a href="http://www.dell.com/support">www.dell.com/support</a>.</p>

## Ethernet

The following table lists the wired Ethernet Local Area Network (LAN) specifications of your Precision 7680.

**Table 9. Ethernet specifications**

Description	Values
Model number	Intel i219LM
Transfer rate	10/100/1000 Mbps

## Wireless module

The following table lists the Wireless Local Area Network (WLAN) module supported on your Precision 7680.

**Table 10. Wireless module specifications**

Description	Values
Model number	Intel AX211
Transfer rate	Up to 2400 Mbps
Frequency bands supported	2.4 GHz/5 GHz/6 GHz <b>NOTE:</b> The 6 GHz frequency is supported on computers that are installed with Windows 11 operating system only.
Wireless standards	<ul style="list-style-type: none"> <li>WiFi 802.11a/b/g</li> </ul>

**Table 10. Wireless module specifications (continued)**

Description	Values
	<ul style="list-style-type: none"> <li>• Wi-Fi 4 (Wi-Fi 802.11n)</li> <li>• Wi-Fi 5 (Wi-Fi 802.11ac)</li> <li>• Wi-Fi 6E (Wi-Fi 802.11ax)</li> </ul> <p><b>NOTE:</b> 160 MHz channel use, MU-MIMO, new 6 GHz band</p>
Encryption	<ul style="list-style-type: none"> <li>• 64-bit and 128-bit WEP</li> <li>• AES-CCMP</li> <li>• TKIP</li> </ul>
Bluetooth	<p><b>NOTE:</b></p> <ol style="list-style-type: none"> <li>1. Computers that are shipped with Windows 11 support Bluetooth 5.3 and computers that are shipped with Windows 10 support Bluetooth 5.2.</li> <li>2. Computers that are installed with Ubuntu operating system do not support Bluetooth.</li> </ol>

## WWAN module

The following table lists the Wireless Wide Area Network (WWAN) module that is supported on your Precision 7680.

**Table 11. WWAN module specifications**

Description	Option one
Model number	DW5930e, Qualcomm Snapdragon SDX55 5G
Transfer rate	Up to 3 Gbps DL/250 Mbps UL (3GPP Release15 NR/LTE CAT20)
Frequency bands supported	<ul style="list-style-type: none"> <li>• NR: (1, 2, 3, 5, 7, 8, 12, 20, 28, 38, 41, 66, 77, 78, 79)</li> <li>• LTE: (1, 2, 3, 4, 5, 7, 8, 12, 13, 14, 17, 18, 19, 20, 25, 26, 28, 29, 30, 32, 34, 38, 39, 40, 41, 42, 46, 48, 66)</li> <li>• HSPA+: (1, 2, 4, 5, 6, 8, 9, 19)</li> </ul>
Wireless standards	<ul style="list-style-type: none"> <li>• NR FR1(Sub6) FDD/TDD</li> <li>• LTE FDD/TDD</li> <li>• WCDMA/HSPA+</li> <li>• GPS/GLONASS/Beidou/Galileo</li> </ul>
Encryption	Not supported
Global Navigation Satellite System (GNSS)	Supports GPS, and GLONASS
<p><b>NOTE:</b> For instructions on how to find your computer's IMEI (International Mobile Station Equipment Identity) number, see the knowledge base article <a href="https://www.dell.com/support">000143678</a> at <a href="https://www.dell.com/support">www.dell.com/support</a>.</p>	

# Audio

The following table lists the audio specifications of your Precision 7680.

**Table 12. Audio specifications**

Description	Values
Audio controller	Realtek ALC3281
Stereo conversion	Supported
Internal audio interface	SoundWire
External audio interface	One universal audio jack
Number of speakers	Two
Internal-speaker amplifier	Integrated
External volume controls	Keyboard shortcut controls
Speaker output:	
Average speaker output	2 W + 2 W
Subwoofer output	Not supported
Microphone	Dual digital-array microphones

# Storage

This section lists the storage options on your Precision 7680.

- M.2 2230 PCIe NVMe Gen4 x4, Class 35 SSD
- M.2 2280 PCIe NVMe Gen4 x4, Class 40 SSD
- M.2 2280 PCIe NVMe Gen4 x4, Class 40 SED (Self-Encrypting Drive)

**Table 13. Storage specifications**

Storage type	Interface type	Capacity
M.2 2230 Class 35 SSD	PCIe NVMe Gen4 x4	256 GB
M.2 2280 Class 40 SSD	PCIe NVMe Gen4 x4	Up to 4 TB
M.2 2280 Class 40 SED (Self-Encrypting Drive)	PCIe NVMe Gen4 x4	Up to 1 TB

# RAID (Redundant Array of Independent Disks)

For optimal performance when configuring drives as a RAID volume, Dell Technologies recommends drive models that are identical.

**NOTE:** RAID is not supported on Intel Optane configurations.

RAID 0 (Striped, Performance) volumes benefit from higher performance when drives are matched because the data is split across multiple drives: any I/O operations with block sizes larger than the stripe size splits the I/O and become constrained by the slowest of the drives. For RAID 0 I/O operations where block sizes are smaller than the stripe size, whichever drive the I/O operation targets determine the performance, which increases variability and results in inconsistent latencies. This variability is

pronounced for write operations, and it can be problematic for applications that are latency sensitive. One such example of this is any application that performs thousands of random writes per second in small block sizes.

RAID 1 (Mirrored, Data Protection) volumes benefit from higher performance when drives are matched because the data is mirrored across multiple drives: all I/O operations must be performed identically to both drives, thus variations in drive performance when the models are different, results in the I/O operations completing only as fast as the slowest drive. While this does not suffer the variable latency issue in small random I/O operations as with RAID 0 across heterogeneous drives, the impact is nonetheless large because the higher performing drive becomes limited in all I/O types. One of the worst examples of constrained performance here is when using unbuffered I/O. To ensure that writes are fully committed to non-volatile regions of the RAID volume, unbuffered I/O bypasses cache (for example by using the Force Unit Access bit in the NVMe protocol) and the I/O operation will not complete until all the drives in the RAID volume have completed the request to commit the data. This kind of I/O operation completely negates any advantage of a higher performing drive in the volume.

RAID 5 as the most common and best "all-round" RAID level, RAID 5 stripes data blocks across all drives in an array (at least 3 to a maximum of 32), and also distributes parity data across all drives. In the event of a single drive failure, the system reads the parity data from the working drives to rebuild the data blocks that were lost. RAID 5 read performance is comparable to that of RAID 0, but there is a penalty for writes since the system must write both the data block and the parity data before the operation is complete. The RAID parity requires one drive capacity per RAID set, so usable capacity will always be one drive less than the total number of drives in the configuration. Not suited for applications requiring many small random data writes due to poor random data write performance.


Care must be taken to match not only the drive vendor, capacity, and class, but also the specific model. Drives from the same vendor, with the same capacity, and even within the same class, can have different performance characteristics for certain types of I/O operations. Thus, matching by model ensures that the RAID volumes are consisted of a homogeneous array of drives that deliver all the benefits of a RAID volume without incurring the additional penalties when one or more drives in the volume are lower performing.

Precision 7680 supports RAID with more than one solid state drive configuration.

## Media-card reader

The following table lists the media cards supported by your Precision 7680.

**Table 14. Media-card reader specifications**

Description	Values
Media-card type	SD card
Media-cards supported	<ul style="list-style-type: none"> <li>Secure Digital (SD)</li> <li>Secure Digital High Capacity (SDHC)</li> <li>Secure Digital Extended Capacity (SDXC)</li> </ul>
<p> <b>NOTE:</b> The maximum capacity supported by the media-card reader varies depending on the standard of the media card installed in your computer.</p>	

## Keyboard

The following table lists the keyboard specifications of your Precision 7680.

**Table 15. Keyboard specifications**

Description	Values
Keyboard type	Backlit keyboard
Keyboard layout	QWERTY
Number of keys	<ul style="list-style-type: none"> <li>United States and Canada: 99 keys</li> <li>United Kingdom: 103 keys</li> <li>Japan: 106 keys</li> </ul>

**Table 15. Keyboard specifications (continued)**

Description	Values
Keyboard size	X=19.05 mm (0.75 in.) key pitch Y=18.05 mm (0.71 in.) key pitch
Keyboard shortcuts	Some keys on your keyboard have two symbols on them. These keys can be used to type alternate characters or to perform secondary functions. To type the alternate character, press Shift and the desired key. To perform secondary functions, press Fn and the desired key. <b>NOTE:</b> You can define the primary behavior of the function keys (F1–F12) changing <b>Function Key Behavior</b> in BIOS setup program.

## Camera

The following table lists the camera specifications of your Precision 7680.

**Table 16. Camera specifications**

Description	Values
Number of cameras	One
Camera type	There are two camera options: <ul style="list-style-type: none"><li>• FHD RGB</li><li>• FHD IR</li></ul>
Camera location	Front camera
Camera sensor type	Proximity sensor technology
Camera resolution:	
Still image	0.92 megapixels
Video	1920 x 1080 (FHD) at 30 fps
Infrared camera resolution:	
Still image	0.30 megapixels
Video	1920 x 1080 (FHD) at 30 fps
Diagonal viewing angle:	
Camera	74.9 degrees
Infrared camera	70 degrees

# Touchpad

The following table lists the touchpad specifications of your Precision 7680.

**Table 17. Touchpad specifications**

Description		Values
Touchpad resolution:		
	Horizontal	>300 dpi
	Vertical	761 dpi
Touchpad dimensions:		
	Horizontal	115 mm (4.52 in.)
	Vertical	80 mm (3.14 in.)
Touchpad gestures		For more information about touchpad gestures available on Windows, see the Microsoft knowledge base article at <a href="http://support.microsoft.com">support.microsoft.com</a> .

# Power adapter


The following table lists the power adapter specifications of your Precision 7680.

**Table 18. Power adapter specifications**

Description		Option one	Option two
Type		180 W AC adapter	240 W AC adapter
Connector dimensions:			
	External diameter	7.40 mm (0.29 in.)	7.40 mm
	Internal diameter	5.10 mm (0.20 in.)	5.10 mm
Power-adapter dimensions:			
	Height	22 mm (0.8 in.)	22 mm (0.8 in.)
	Width	66 mm (2.6 in.)	66 mm (2.6 in.)
	Depth	130 mm (5.1 in.)	143 mm (5.6 in.)
Input voltage		100 VAC x 240 VAC	100 VAC x 240 VAC
Input frequency		50 Hz–60 Hz	50 Hz–60 Hz
Input current (maximum)		2.34 A	3.50 A
Output current (continuous)		9.23 A	12.30 A
Rated output voltage		19.50 VDC	19.50 VDC
Temperature range:			
	Operating	0°C-40°C (32°F-104°F)	0°C-40°C (32°F-104°F)




**Table 18. Power adapter specifications (continued)**

Description	Option one	Option two
Storage	-40°C-70°C (-40°F-158°F)	-40°C-70°C (-40°F-158°F)
 <b>CAUTION:</b> Operating and storage temperature ranges may differ among components, so operating or storing the device outside these ranges may impact the performance of specific components.		







## Battery

The following table lists the battery specifications of your Precision 7680.

**Table 19. Battery specifications**

Description	Option one	Option two	Option three	Option four	
Battery type	6-cell, 83 Wh, Lithium-ion, ExpressCharge 2.0	6-cell, 93 WHr, Lithium-ion, ExpressCharge and ExpressChargeBoost	6-cell, 83 Wh, Lithium-ion, LCL, ExpressCharge	6-cell, 93 WHr, Lithium-ion, LCL, ExpressCharge	
Battery voltage	11.55 V (Nominal)	11.55 V (Nominal)	11.55 V (Nominal)	11.55 V (Nominal)	
Battery weight (maximum)	0.383 kg (0.844 lb)	0.41 kg (0.90 lb)	0.383 kg (0.844 lb)	0.41 kg (0.90 lb)	
Battery dimensions:					
	Height	10.75 mm (0.42 in.)	13.25 mm (0.52 in.)	10.75 mm (0.42 in.)	13.25 mm (0.52 in.)
	Width	296.75 mm (11.68 in.)	272.40 mm (10.72 in.)	296.75 mm (11.68 in.)	272.40 mm (10.72 in.)
	Depth	66.68 mm (2.62 in.)	66.68 mm (2.62 in.)	66.68 mm (2.62 in.)	66.68 mm (2.62 in.)
Temperature range:					
	Operating	0°C-50°C (32°F-122°F)	0°C-50°C (32°F-122°F)	0°C-50°C (32°F-122°F)	0°C-50°C (32°F-122°F)
	Storage	-20°C-60°C (-4°F-140°F)	-20°C-60°C (4°F-140°F)	-20°C-60°C (-4°F-140°F)	-20°C-60°C (-4°F-140°F)
Battery operating time	Varies depending on operating conditions and can significantly reduce under certain power-intensive conditions.	Varies depending on operating conditions and can significantly reduce under certain power-intensive conditions.	Varies depending on operating conditions and can significantly reduce under certain power-intensive conditions.	Varies depending on operating conditions and can significantly reduce under certain power-intensive conditions.	
Battery charging time (approximate)	<ul style="list-style-type: none"> <li>ExpressCharge 2.0: From 0% up to 80% in as little as 35 minutes</li> <li>Express charge: 2 hrs</li> <li>Standard charge: 3 hrs</li> </ul> <p> <b>NOTE:</b> Control the charging time, duration, start and end time, and so on using the Dell Power Manager application. For more information on the Dell Power Manager see, <i>Me</i></p>	<ul style="list-style-type: none"> <li>ExpressCharge Boost: From 0% up to 35% in as little as 20 minutes</li> <li>Express charge: 2 hrs</li> <li>Standard charge: 3 hrs</li> </ul>	<ul style="list-style-type: none"> <li>Express charge: 2 hrs</li> <li>Standard charge: 3 hrs</li> </ul>	<ul style="list-style-type: none"> <li>Express charge: 2 hrs</li> <li>Standard charge: 3 hrs</li> </ul>	

**Table 19. Battery specifications (continued)**

Description	Option one	Option two	Option three	Option four
and My Dell on <a href="http://www.dell.com">www.dell.com</a> .				
Coin-cell battery	Supported  <b>NOTE:</b> It is recommended that you use a Dell coin-cell battery for your computer. Dell does not provide warranty coverage for problems that are caused by using accessories, parts, or components that are not supplied by Dell.	Supported  <b>NOTE:</b> It is recommended that you use a Dell coin-cell battery for your computer. Dell does not provide warranty coverage for problems that are caused by using accessories, parts, or components that are not supplied by Dell.	Supported  <b>NOTE:</b> It is recommended that you use a Dell coin-cell battery for your computer. Dell does not provide warranty coverage for problems that are caused by using accessories, parts, or components that are not supplied by Dell.	Supported  <b>NOTE:</b> It is recommended that you use a Dell coin-cell battery for your computer. Dell does not provide warranty coverage for problems that are caused by using accessories, parts, or components that are not supplied by Dell.
 <b>CAUTION:</b> Operating and storage temperature ranges may differ among components, so operating or storing the device outside these ranges may impact the performance of specific components.				
 <b>CAUTION:</b> Dell recommends that you charge the battery regularly for optimal power consumption. If your battery charge is completely depleted, connect the power adapter, turn on your computer, and then restart your computer to reduce the power consumption.				

## Display

The following table lists the display specifications of your Precision 7680.

**Table 20. Display specifications**

Description	Option one	Option two	Option three
Display type	16-inch Full High Definition+ (FHD+)	16-inch Full High Definition+ (FHD+)	16-inch Ultra High Definition+ (UHD+)
Touch options	No	No	Yes
Display-panel technology	Wide-viewing angle (WVA)	Wide-viewing angle (WVA), WLED	Wide-viewing angle (WVA), OLED
Display-panel dimensions (active area):			
Height	215.42 mm (8.48 in.)	215.42 mm (8.48 in.)	215.28 mm (8.48 in.)
Width	344.68 mm (13.56 in.)	344.68 mm (13.56 in.)	344.45 mm (13.56 in.)
Diagonal	406.40 mm (16.00 in.)	406.40 mm (16.00 in.)	406.40 mm (16.00 in.)
Display-panel native resolution	1920 x 1200	1920 x 1200	3840 x 2400
Luminance (typical)	250 nits	500 nits	400 nits

**Table 20. Display specifications (continued)**

Description	Option one	Option two	Option three
Megapixels	2.3	2.3	9.22
Color gamut	45% NTSC	100% DCIP3	100% DCIP3
Pixels Per Inch (PPI)	142	142	283
Contrast ratio (typical)	1000:1	1300:1	100000:1
Response time (max)	35 ms	35 ms	Typ. 1 ms
Refresh rate	60 Hz	60 Hz	60 Hz
Horizontal view angle	+/- 80 degrees	+/- 80 degrees	+/- 85 degrees
Vertical view angle	+/- 80 degrees	+/- 80 degrees	+/- 85 degrees
Pixel pitch	0.18 mm x 0.18 mm	0.18 mm x 0.18 mm	0.09 mm x 0.9 mm
Power consumption (maximum)	4.2 W	6.32 W	11.14 W
Anti-glare vs glossy finish	Anti-glare	Anti-glare	N/A

## Fingerprint reader

The following table lists the fingerprint-reader specifications of your Precision 7680.


**Table 21. Fingerprint reader specifications**

Description	Values
Fingerprint-reader sensor technology	Capacitive
Fingerprint-reader sensor resolution	500 DPI
Fingerprint-reader sensor pixel size	108 x 88 pixel

## Sensor

The following table lists the sensor of your Precision 7680.

**Table 22. Sensor**

Sensor support
Ambient Light Sensor
Windows Auto Brightness
Accelerometer
Adaptive Thermal Performance (Lap vs. Desk mode) requires Accelerometer  <b>NOTE:</b> This is for thermal only.
Hall Effect Sensor
Sensor Hub

**Table 22. Sensor (continued)**

Sensor support
Proximity for SAR compliance (for the WWAN module) Near Field Proximity Sensor

## GPU—Integrated

The following table lists the specifications of the integrated Graphics Processing Unit (GPU) supported by your Precision 7680.

**Table 23. GPU—Integrated**

Controller	Memory size	Processor
Intel UHD Graphics	Shared system memory	Intel 13 <sup>th</sup> Generation Intel Core i5/i7/i9

## Multiple display support matrix

The following table lists the multiple display support matrix for your Precision 7680.

**Table 24. Multiple display support matrix**

Graphics Card	Direct Graphics Controller Direct Output Mode	Supported external displays with computer internal display on	Supported external displays with computer internal display off
Intel UHD Graphics	Integrated	3	4

## GPU—Discrete

The following table lists the specifications of the discrete graphics processing unit (GPU) supported by your Precision 7680.

**Table 25. GPU—Discrete**

Controller	Memory size	Memory type
NVIDIA RTX A1000 laptop	6 GB	GDDR6
NVIDIA RTX 2000 Ada generation laptop	8 GB	GDDR6
NVIDIA RTX 3500 Ada generation laptop	12 GB	GDDR6
NVIDIA RTX 4000 Ada generation laptop	12 GB	GDDR6
NVIDIA RTX 5000 Ada generation laptop	16 GB	GDDR6
NVIDIA GeForce RTX 4090 laptop	16 GB	GDDR6

## Multiple display support matrix

The following table lists the multiple display support matrix for your Precision 7680.

**Table 26. Multiple display support matrix**

Graphics Card	Direct Graphics Controller Direct Output Mode	Supported external displays with computer internal display on	Supported external displays with computer internal display off
NVIDIA RTX A1000 laptop	<ul style="list-style-type: none"> <li>● MS Hybrid</li> <li>● Direct Output Mode</li> <li>● Discrete Mode</li> </ul>	<ul style="list-style-type: none"> <li>● 4</li> <li>● 4</li> <li>● 3</li> </ul>	<ul style="list-style-type: none"> <li>● 4</li> <li>● 4</li> <li>● 3</li> </ul>
NVIDIA RTX 2000 Ada Generation laptop	<ul style="list-style-type: none"> <li>● MS Hybrid</li> <li>● Direct Output Mode</li> <li>● Discrete Mode</li> </ul>	<ul style="list-style-type: none"> <li>● 4</li> <li>● 4</li> <li>● 3</li> </ul>	<ul style="list-style-type: none"> <li>● 4</li> <li>● 4</li> <li>● 3</li> </ul>
NVIDIA RTX 3500 Ada Generation laptop	<ul style="list-style-type: none"> <li>● MS Hybrid</li> <li>● Direct Output Mode</li> <li>● Discrete Mode</li> </ul>	<ul style="list-style-type: none"> <li>● 4</li> <li>● 4</li> <li>● 3</li> </ul>	<ul style="list-style-type: none"> <li>● 4</li> <li>● 4</li> <li>● 3</li> </ul>
NVIDIA RTX 4000 Ada Generation laptop	<ul style="list-style-type: none"> <li>● MS Hybrid</li> <li>● Direct Output Mode</li> <li>● Discrete Mode</li> </ul>	<ul style="list-style-type: none"> <li>● 4</li> <li>● 4</li> <li>● 3</li> </ul>	<ul style="list-style-type: none"> <li>● 4</li> <li>● 4</li> <li>● 3</li> </ul>
NVIDIA RTX 5000 Ada Generation laptop	<ul style="list-style-type: none"> <li>● MS Hybrid</li> <li>● Direct Output Mode</li> <li>● Discrete Mode</li> </ul>	<ul style="list-style-type: none"> <li>● 4</li> <li>● 4</li> <li>● 3</li> </ul>	<ul style="list-style-type: none"> <li>● 4</li> <li>● 4</li> <li>● 3</li> </ul>
NVIDIA GeForce RTX 4090 laptop	<ul style="list-style-type: none"> <li>● MS Hybrid</li> <li>● Direct Output Mode</li> <li>● Discrete Mode</li> </ul>	<ul style="list-style-type: none"> <li>● 4</li> <li>● 4</li> <li>● 3</li> </ul>	<ul style="list-style-type: none"> <li>● 4</li> <li>● 4</li> <li>● 3</li> </ul>

## Hardware security

The following table lists the hardware security of your Precision 7680.

**Table 27. Hardware security**

Hardware security
Trusted Platform Module (TPM) 2.0 discrete
FIPS 140-2 certification for TPM
TCG Certification for TPM (Trusted Computing Group)
Contacted Smart Card and Control Vault 3
Contactless Smart Card, NFC, and ControlVault 3
SED SSD NVMe, SSD and HDD (Opal and non-Opal) per SDL
Finger Print Reader in Power Button tied to Control vault 3
SED (Opal 2.0 only - PCIe Interface)
Chassis Intrusion Detection
Battery Removal Detection
RPMC SPI flash

**Table 27. Hardware security (continued)**

<b>Hardware security</b>
SPI Flash Tamper Detection / Prevention Shunt Circuit

## Smart-card reader

### Contactless smart-card reader


This section lists the contactless smart-card reader specifications of your Precision 7680.

**Table 28. Contactless smart-card reader specifications**

Title	Description	Dell ControlVault 3 Contactless Smart-card reader with NFC
Felica Card Support	Reader and software capable of supporting Felica contactless cards	Yes
Prox (Proximity) (125 kHz) Card support	Reader and software capable of supporting Prox/Proximity/125 kHz contactless cards	No
ISO 14443 Type A Card Support	Reader and software capable of supporting ISO 14443 Type A contactless cards	Yes
ISO 14443 Type B Card Support	Reader and software capable of supporting ISO 14443 Type B contactless cards	Yes
ISO/IEC 21481	Reader and software capable of supporting ISO/IEC 21481 compliant contactless cards and tokens	Yes
ISO/IEC 18092	Reader and software capable of supporting ISO/IEC 21481 compliant contactless cards and tokens	Yes
ISO 15693 Card Support	Reader and software capable of supporting ISO15693 contactless cards	Yes
NFC Tag Support	Supports reading and processing of NFC compliant tag information	Yes
NFC Reader Mode	Support for NFC Forum Defined Reader mode	Yes
NFC Writer Mode	Support for NFC Forum Defined Writer mode	Yes
NFC Peer-to-Peer Mode	Support for NFC Forum Defined Peer to Peer mode	Yes
NFC Proximity OS Interface	Enumerates NFP (Near Field Proximity) device for OS to utilize	Yes
PC/SC OS interface	Personal Computer/Smart-Card specification for integration of hardware readers into personal computer environments	Yes
CCID driver compliance	Common driver support for Integrated Circuit Card Interface Device for OS level drivers	Yes

**Table 28. Contactless smart-card reader specifications (continued)**

Title	Description	Dell ControlVault 3 Contactless Smart-card reader with NFC
Dell ControlVault support	Device connects to Dell ControlVault for usage and processing	Yes

 **NOTE:** 125 Khz proximity cards are not supported.

**Table 29. Supported cards**

Manufacturer	Card	Supported
HID	jCOP readertest3 A card (14443a)	Yes
	1430 1L	
	DESFire D8H	
	iClass (Legacy)	
	iClass SEOS	
NXP/Mifare	Mifare DESFire 8K White PVC Cards	Yes
	Mifare Classic 1K White PVC Cards	
	NXP Mifare Classic S50 ISO Card	
G&D	idOnDemand - SCE3.2 144K	Yes
	SCE6.0 FIPS 80K Dual+ 1 K Mifare	
	SCE6.0 nonFIPS 80K Dual+ 1 K Mifare	
	SCE6.0 FIPS 144K Dual + 1K Mifare	
	SCE6.0 nonFIPS 144K Dual + 1 K Mifare	
	SCE7.0 FIPS 144K	
Oberthur	idOnDemand - OCS5.2 80K	Yes
	ID-One Cosmo 64 RSA D V5.4 T=0 card	
	ID-One Cosmo 128K V5.5 card	
Gemalto	TOP DL GX4 144K card	Yes
Sony	Felica RC-S962	Yes
	Felica RC-S966	Yes
PIVKey	C910 PKI	Yes
IDENTIV	PIV programmed cards	Yes

## Contacted smart-card reader

The following table lists the contacted smart-card reader specifications of your Precision 7680.

**Table 30. Contacted smart-card reader specifications**

Title	Description	Dell ControlVault 3 Smart-card reader
ISO 7816 -3 Class A Card Support	Reader capable of reading 5 V powered smart-card	Yes
ISO 7816 -3 Class B Card Support	Reader capable of reading 3 V powered smart-card	Yes

**Table 30. Contacted smart-card reader specifications (continued)**


Title	Description	Dell ControlVault 3 Smart-card reader
ISO 7816 -3 Class C Card support	Reader capable of reading 1.8 V powered smart-card	Yes
T=0 support	Cards support character level transmission	Yes
T=1 support	Cards support block level transmission	Yes
EMVCo Compliant	Compliant with EMVCo (for electronic payment standards) smart-card standards as posted to <a href="http://www.emvco.com">www.emvco.com</a>	Yes
EMVCo Certified	Formally certified based on EMVCO smart-card standards	Yes
PC/SC OS interface	Personal Computer/Smart-Card specification for integration of hardware readers into personal computer environments	Yes
CCID driver compliance	Common driver support for Integrated Circuit Card Interface Device for OS level drivers.	Yes
Dell ControlVault support	Device connects to Dell ControlVault for usage and processing	Yes

## Operating and storage environment

This table lists the operating and storage specifications of your Precision 7680.

**Airborne contaminant level:** G1 as defined by ISA-S71.04-1985

**Table 31. Computer environment**

Description	Operating	Storage
Temperature range	0°C to 35°C (32°F to 95°F)	-40°C to 65°C (-40°F to 149°F)
Relative humidity (maximum)	10% to 90% (non-condensing)	0% to 95% (non-condensing)
Vibration (maximum)*	0.66 GRMS	1.30 GRMS
Shock (maximum)	110 G†	160 G†
Altitude range	-15.2 m to 3,048 m (-49.8 ft to 10,000 ft)	-15.2 m to 10,668 m (-49.8 ft to 35,000 ft)
 <b>CAUTION: Operating and storage temperature ranges may differ among components, so operating or storing the device outside these ranges may impact the performance of specific components.</b>		

\* Measured using a random vibration spectrum that simulates user environment.

† Measured using a 2 ms half-sine pulse.